

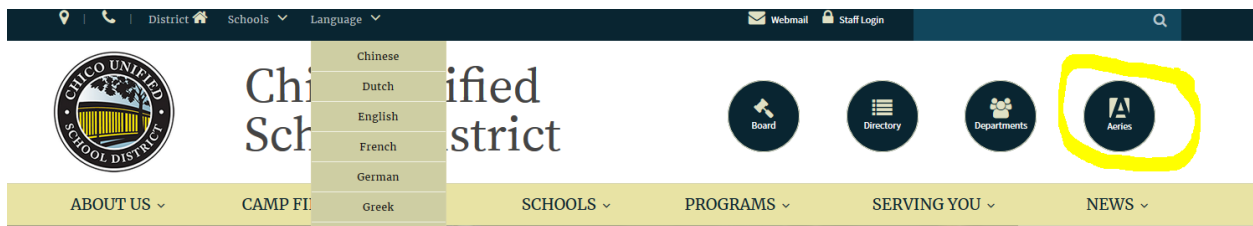


Aeries Communication Parent Tutorial Updating Notification Settings

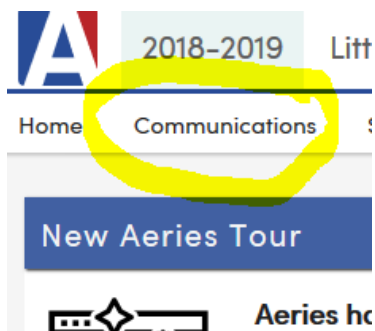
The new Aeries Communication System allows parents/guardians to customize their notification settings at any time throughout the school year.

You can modify your notification settings using the following steps:

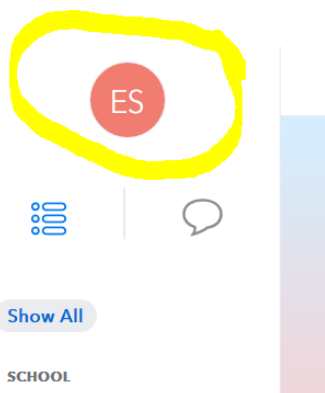
1. Log into your Aeries Parent Portal at www.chicousd.org (a quick link can be found on the website and is circled in yellow below) or you can enter the URL <https://hac.chicousd.org>



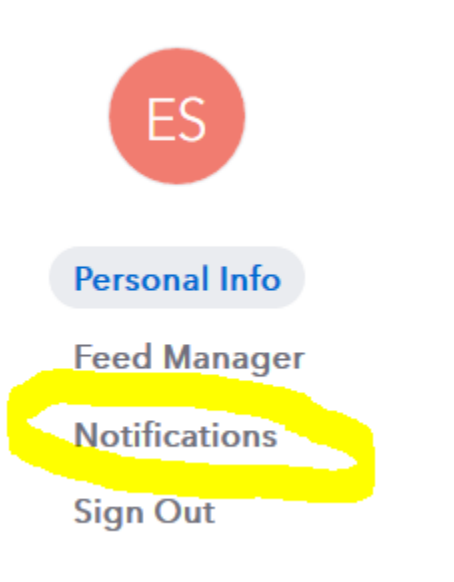
2. From your Parent Portal, select the “Communications” tab



3. Click on your Profile Photo (highlighted in yellow below)



4. Select the “Notifications” button (circled in yellow below)



5. This window will allow you to customize your notification settings (these settings can be modified at any time throughout the school year). By selecting “SMS”, you are authorizing Chico Unified to send text messages to your cell phone.

- Selections will be automatically saved -

REMOTE NOTIFICATIONS Fully customize how you wish to be notified	Call	SMS	Email
Direct Message Received	<input type="checkbox"/>	<input checked="" type="checkbox"/>	<input checked="" type="checkbox"/>
General District Announcements	<input type="checkbox"/>	<input checked="" type="checkbox"/>	<input checked="" type="checkbox"/>
General School Announcements	<input type="checkbox"/>	<input checked="" type="checkbox"/>	<input checked="" type="checkbox"/>
Class Announcements	<input type="checkbox"/>	<input checked="" type="checkbox"/>	<input checked="" type="checkbox"/>
Group Announcements	<input type="checkbox"/>	<input checked="" type="checkbox"/>	<input checked="" type="checkbox"/>
Grade Announcements	<input type="checkbox"/>	<input checked="" type="checkbox"/>	<input checked="" type="checkbox"/>
Attendance Announcements	<input checked="" type="checkbox"/>	<input checked="" type="checkbox"/>	<input checked="" type="checkbox"/>
Emergency Announcements (Emergency announcement notifications cannot be disabled)	<input checked="" type="checkbox"/>	<input checked="" type="checkbox"/>	<input checked="" type="checkbox"/>

The “Emergency Announcements” setting cannot be edited and will only be utilized in the event of an actual emergency or safety communication.

A video tutorial is also available online: [VIEW NOW](#)