

## Marsh Middle School

Year: 2017-18

### LCAP Goal 1: Quality Teachers, Materials, and Facilities

All CUSD students will have highly-qualified teachers, current, standards-aligned instructional materials, current technology, and facilities in good repair.

- 1.1: All CUSD students will have highly-qualified teachers, current standards-aligned instructional materials and facilities in good repair.
- 1.2: By 2018, 100% of CUSD students and teachers will have regular access to the technology they need for curriculum, instruction and assessment.

### Marsh Site Goal:

- By June 1, 2018, all 6th, 7th and 8th grade students will be 1:1 with Chromebooks.
- By June 1, 2018, all certificated staff will have participated in at least 8 professional learning workshops targeting High Impact Practices, and PBIS.
- Marsh will have access to curriculum, instructional materials, and technology to support student achievement.

CUSD Actions	Site Actions and Timeline	Metrics	Applicable Subgroups	Proposed Expenditures		
				Description	Funding Source	Amount
Review credentials and assignments.	<ul style="list-style-type: none"> <li>• Work with district HR to ensure teachers possess required credentials and are teaching in appropriate assignments</li> <li>• Support BTSA Professional Development</li> </ul>	- HR Data- Number of teachers with appropriate credential and teaching in their correct subject area  ( See BTSA Goal 2)	All	HR	LCFF-Base	
Purchase the following to ensure students, including students in the identified subgroups, have instructional materials: <ul style="list-style-type: none"> <li>• Textbooks and supplemental materials</li> <li>• Educational software:               <ul style="list-style-type: none"> <li>• iReady</li> <li>• Illuminate</li> <li>• Renaissance</li> </ul> </li> </ul>	<ul style="list-style-type: none"> <li>• Prioritize and submit curriculum and instructional materials purchases including technology to support classroom learning</li> </ul>	Williams Act	All	Instructional Materials  iReady - Diagnostic  Renaissance Place (Total District Cost)  Illuminate (Total District Cost)	LCFF Base Lottery  <b>LCAP - Site</b>  LCAP-District Supplemental  LCAP-District Supplemental	\$400,000 \$350,000  <b>\$12,191</b>  \$70,289  \$61,303
Regularly inspect and maintain facilities.	<ul style="list-style-type: none"> <li>• Facilitate a CUSD M&amp;O site inspection to help identify and prioritize site facility repair needs</li> </ul>	Williams Act Report	All	M&O	LCFF-Base	\$4,000,000
Purchase devices for students and teachers per district technology needs (e.g. Chromebooks)	<ul style="list-style-type: none"> <li>• Replace technology such as: smart boards with e-beam, hardware, software, projectors, teacher and tech lab computers that reflect new technology, as needed.</li> <li>• District rollout of 1 to 1 chromebooks starting with 8th grade, and then 6th and 7th grade.</li> </ul>	Purchase Order  Site Student to Computer Device Ratio	All	E Beam (1)	LCAP Supplemental (Total District Cost)  <b>Site LCAP</b>	\$350,000  <b>\$730.03</b>

<p>To ensure access to online resources, employ:</p> <ul style="list-style-type: none"> <li>● Librarians and Library Media Assistants</li> <li>● Instructional Technology Aides</li> </ul>	<ul style="list-style-type: none"> <li>● Libraries will be maintained and available for student use.</li> </ul>	<p>Marsh Library Media Teacher-.33 FTE</p> <p>Library Media Assistants staffed at .75 FTE per day</p> <p>IT Tech Aide-.5 FTE per day</p>	All	<p>Librarians &amp; Library Media Assistants (Total District Cost)</p> <p>Tech Aides (Total District Cost)</p>	<p>LCAP- District Supplemental</p> <p>LCAP-District Supplemental</p>	<p>\$1,056,738</p> <p>\$390,468</p>
<p>Continue providing information to families on resources supporting technology:</p> <ul style="list-style-type: none"> <li>● Computers for Classrooms</li> <li>● Comcast Internet Access</li> </ul>	<p>- Site will supply families with information regarding Computers for Classrooms and Comcast Internet Access via newsletters, district and site website.</p>	<p>Share in newsletter 2 times per year</p>	All	No Funding Needed		

## EVALUATION OF GOAL

### Goal 1: Quality Teachers, Materials, and Facilities

#### Site Goals:

- By June 1, 2018, all 6th, 7th and 8th grade students will be 1:1 with Chromebooks.
- By June 1, 2018, all certificated staff will have participated in at least 8 professional learning workshops targeting High Impact Practices, and PBIS.
- Marsh will have access to curriculum, instructional materials, and technology to support student achievement.

#### Degree of Goal Attainment

NEEDS IMPROVEMENT Made limited progress toward goal attainment	MEETS EXPECTATIONS Goal attained	EXCEEDS EXPECTATIONS Goal exceeded
Self _____ Supervisor _____	Self _____ Supervisor _____	Self _____ Supervisor _____

#### Actions Implemented to Attain Goal:

#### Evidence Validating Goal Attainment:

#### Future Goals/Next Steps Leading to Goal Attainment:

## CUSD Student Access to Devices as of 9/22/2017

School	Enrollment	Student Count Gr.			Student Chromebooks	Student iPads	Total	Ratio STU:DEV	Student PCs	Total	Ratio STU:DEV
		2-5	6-12	2-5							
Bidwell	972		972	972	1,232	20	1,252	0.8 : 1	69	1,321	0.7 : 1
Chapman	296	186		186	350	20	370	0.5 : 1	30	400	0.5 : 1
Chico High	1,842		1,842	1,842	1,633	40	1,673	1.1 : 1	274	1,947	0.9 : 1
Chico Jr	837		837	837	1,065		1,065	0.8 : 1	175	1,240	0.7 : 1
Citrus	293	179		179	301	24	325	0.6 : 1	73	398	0.4 : 1
Emma Wilson	621	371		371	405	80	485	0.8 : 1	165	650	0.6 : 1
Fair View	296		296	296	350		350	0.8 : 1	66	416	0.7 : 1
Hooker Oak	329	202		202	360	30	390	0.5 : 1	21	411	0.5 : 1
LCC	466	293		293	371	60	431	0.7 : 1	113	544	0.5 : 1
Loma Vista	26			-		15	15	1.7 : 1	8	23	0.0 : 1
Marigold	489	346		346	264	50	314	1.1 : 1	101	415	0.8 : 1
Marsh	920		920	920	877		877	1.0 : 1	162	1,039	0.9 : 1
McManus	430	261		261	448	20	468	0.6 : 1	137	605	0.4 : 1
Neal Dow	334	233		233	335	20	355	0.7 : 1	81	436	0.5 : 1
Parkview	356	249		249	315	65	380	0.7 : 1	137	517	0.5 : 1
PV	1,980		1,980	1,980	1,608		1,608	1.2 : 1	349	1,957	1.0 : 1
Rosedale	540	348		348	475	26	501	0.7 : 1	128	629	0.6 : 1
Shasta	651	447		447	419	64	483	0.9 : 1	54	537	0.8 : 1
Sierra View	578	385		385	281	30	311	1.2 : 1	178	489	0.8 : 1
District	12,256	3,500	6,847	10,347	11,089	564	11,653	0.9 : 1	2,321	13,974	0.7 : 1

Total Devices: 13,974

Overall Ratio of 2-12 Students to Devices: 0.7 : 1

Notes: Junior High quantities include purchased devices to be deployed this fall  
 Junior High quantities include purchased devices to be deployed this fall  
 Data provided by CUSD IT Department.

# CUSD New Chromebooks - District Funded

## 2017-2018

School	Enrollment	To Reach 1:1	Carts of 40	Devices	Carts of 35	Devices
Bidwell	972	832				
Chapman	296					
Chico High	1,842		31	1,273		
Chico Jr	837	623				
Citrus	293				1	21
Emma Wilson	621				2	50
Fair View	296				5	170
Hooker Oak	329					
LCC	466				3	84
Loma Vista	26					
Marigold	489				3	112
Marsh	920	597				
McManus	430				1	28
Neal Dow	334					5
Parkview	356				1	39
PV	1,980		31	1,285		
Rosedale	540				3	102
Shasta	651				5	179
Sierra View	578				3	106
District	12,256	2,052	62	2,558	27	896

Total Carts:	89
Total Devices:	5,506

As of 9/26/17  
Data provided by CUSD IT Department.

## Goal 2: Fully Align Curriculum and Assessments with California State Content Standards

- 2.1: CUSD will continue to support teachers in implementing the California State Content Standards via professional development and professional learning communities.
- 2.2: Students will receive high-quality instruction increasingly aligned with the California State Standards and CAASPP.
- 2.3 Formal state and federal assessments alongside district and classroom assessments are used to gauge and adjust instruction.

### Marsh Site Goal:

- By June 1, 2018, English, Math, Science, History, and PE departments will develop, refine, administer, and analyze the results of at least two common assessments per grade level.
- By June 1, 2018, MJHS certificated personnel will move to Stage 4 or higher on the CSCS Implementation Rubric.
- Marsh will continue to offer professional development during staff meetings and district staff development days.
- Marsh will have all Math and English teachers trained in Illuminate in order to gauge and adjust instruction.
- Marsh will analyze end of year 2016-2017 I Ready diagnostic in addition to the SBAC results to gauge and adjust instruction.

CUSD Actions	Site Actions and Timeline	Metrics	Applicable Subgroups	Proposed Expenditures		
				Description	Funding Source	Amount
Teachers evaluate current status and next steps in California State Content Standards (CSCS) implementation.	<ul style="list-style-type: none"> <li>• The staff will take a baseline and end of year survey to assess CSCS implementation. The administrator will gather and analyze staff feedback with Leadership team and modify site PD opportunities.</li> </ul>	CSCS Survey  <b>Administration of assessment data</b> <b>Star Reading-Baseline, Mid-year, End of Year</b> <b>i-Ready Math-Baseline, Mid-year, End of Year</b>	All	No Funding Needed		
Provide professional development in: <ul style="list-style-type: none"> <li>• California State Content Standards</li> <li>• Before school and school-year PD in English Language Development</li> <li>• Technology hardware (e.g. Chromebooks) and applications (e.g. Google Apps for Education).</li> </ul>	<ul style="list-style-type: none"> <li>• All certificated personnel will participate in a minimum of 10 hours of PD related to CSCS.</li> <li>• All certificated personnel will meet weekly in PLC groups to:               <ul style="list-style-type: none"> <li>o build student literacy through instructional practices aligned with CSCS</li> <li>o plan instruction with a minimum of 8 of those times to analyze student achievement data</li> <li>o develop one common assessment each semester</li> </ul> </li> </ul>	Sign In Sheets           Late Start Collaboration  PLC notes  Common Assessments developed	All	District PD Opportunities Site PD Opportunities          No Funding Needed	Title II District  Title III District  Educator Effectiveness Funds	\$200,000  \$39,000  \$179,000

	<ul style="list-style-type: none"> <li>o Monitor the ELD standards in the instructional day across a variety of subjects</li> <li>• Send teachers to: <ul style="list-style-type: none"> <li>o STEM Conference</li> <li>o Google PD</li> <li>o Language Star trainings (ELD teachers)</li> <li>o NGSS Rollout Training</li> <li>o California League of Middle Schools Common Core and Technologies Workshops and Growth Mindset workshop</li> </ul> </li> <li>• 85% of the teachers will attend one or more trainings in CSCS,NGSS or High Impact Practices during the school year.</li> <li>• Web Training</li> </ul>	<p>Staff Meeting Agendas with overview from attendees</p> <p>Staff Meeting Agendas with overview from attendees</p> <p>Sign In sheet</p>		<p>Site PD Opportunities</p> <p>Conference/ Training Costs</p>	<p>Title II Site</p> <p>Title II Site</p>	<p>\$4585.00</p> <p>\$5694.60</p>
Develop and refine a TK-12 sequence of common assessments aligned to CSCS (staff and district meeting time).	<ul style="list-style-type: none"> <li>• Develop common ELA Writing Rubrics 6--8</li> </ul>	<p>District-wide ELA Rubric for Writing</p> <p>DLC Meetings</p>	All	TOSAs (Total District Cost) See Goal 3		
Release time for peer rounds observations and debrief.	<ul style="list-style-type: none"> <li>• Interested teachers will participate in long-term professional development opportunities</li> </ul>	Participation Rate Peer Instructional Rounds	All	Site PD After School PD PLCs Peer Observations Conferences	<p>Title II District (Total District Cost)</p> <p>Title II Site</p>	<p>\$1,000</p>

## EVALUATION OF GOAL

### Goal 2: Fully Align Curriculum and Assessments with California State Content Standards

#### Site Goals:

- By June 1, 2018, English, Math, Science, History, and PE departments will develop, refine, administer, and analyze the results of at least two common assessments per grade level.
- By June 1, 2018, MJHS certificated personnel will move to Stage 4 or higher on the CSCI Implementation Rubric.
- Marsh will continue to offer professional development during staff meetings and district staff development days.
- Marsh will have all Math and English teachers trained in Illuminate in order to gauge and adjust instruction.
- Marsh will analyze end of year 2016-2017 I Ready diagnostic in addition to the SBAC results to gauge and adjust instruction.

#### Degree of Goal Attainment

NEEDS IMPROVEMENT Made limited progress toward goal attainment	MEETS EXPECTATIONS Goal attained	EXCEEDS EXPECTATIONS Goal exceeded
Self_____ Supervisor_____	Self_____ Supervisor_____	Self_____ Supervisor_____

#### Actions Implemented to Attain Goal:

#### Evidence Validating Goal Attainment:

#### Future Goals/Next Steps Leading to Goal Attainment:



## Butte County Common Core Stages of Implementation Self-Assessment

	Awareness	Transition			Implementation	
Stages	Stage 1: Understand CCSS	Stage 2: Align standards and instruction	Stage 3: Implement CCSS in Classrooms	Stage 4: Align assessments and progress monitoring tools	Stage 5: Implement CCSS in Schools and District	Stage 6: Evaluate Assessment Data to make systemic changes and supports
GOAL	All Students Graduate College and Career					
Indicators	<ul style="list-style-type: none"> <li>✓ The Common Core Standards have been studied and the content, structure and organization of CCSS for each grade level are understood.</li> <li>✓ The major Shifts for Math and ELA assessment have been discussed.</li> <li>✓ Professional development activities have been scheduled and are being attended by teachers</li> </ul>	<ul style="list-style-type: none"> <li>✓ Teachers have identified the similarities and differences between their current standards and CCSS.</li> <li>✓ Teachers have identified instructional resources aligned to the CCSS.</li> <li>✓ Teachers have unpacked CCSS grade level standards.</li> <li>✓ A timeline for incorporating CCSS lessons into practice has been developed.</li> </ul>	<ul style="list-style-type: none"> <li>✓ Teams have chosen standards to implement the gathered resources to create lessons.</li> <li>✓ Teams have created a timeline for pilot lessons and units.</li> <li>✓ Teams have created CCSS lessons and units.</li> <li>✓ Teams have set aside time to discuss lessons student work and make adjustments to pilot lessons as needed.</li> </ul>	<ul style="list-style-type: none"> <li>✓ Teachers understand the SBAC system.</li> <li>✓ Teams begin to make changes to classroom and team assessments to align to SBAC expectations.</li> <li>✓ Analyze and utilize CCSS formatted and aligned questions from item bank to create assessments.</li> <li>✓ District benchmarks are analyzed with regards to SBAC expectations and changes to format and question type discussed.</li> <li>✓ A timeline for new assessments is created.</li> </ul>	<ul style="list-style-type: none"> <li>✓ CCSS aligned lessons and units are in use in all classrooms and schools in the district.</li> <li>✓ Grade level and content team collaborative conversations are focused on improving CCSS instruction.</li> <li>✓ Student progress is monitored and additional learning opportunities created for who have not yet mastered the standards.</li> <li>✓ District benchmarks align to SBAC expectations.</li> </ul>	<ul style="list-style-type: none"> <li>✓ Data is collected and analyzed from interim and summative assessments to measure effectiveness of programs.</li> <li>✓ Processes and procedures are established to make systematic improvements based upon results of data.</li> </ul>

### Goal 3: Support High Levels of Student Achievement in a Broad Range of Courses

- 3.1: Implement and refine plan to ensure that all students in all subgroups are on track for successful entrance into college and careers.
- 3.2: Increase student achievement at all grades and in all subject areas on state, district, and site assessments.
- 3.3: Increase the number of students entering high school at grade level in ELA and mathematics.
- 3.4: Increase student achievement for English learners.
- 3.5: Increase the percentage of students graduating from high school fully prepared for college and career

#### Marsh Site Goal:

- Marsh will reduce the number of students with at least one F grade by 10% from the first Progress Report to the end of the semester.
- Marsh will increase the number of students who reach a “3” or “4” on the SBAC in ELA and Math by 3% over the previous year’s scores.
- MJHS will increase the number of EL students who reach a “3” or “4” on the SBAC in ELA and Math by 3% over the previous year’s scores.

CUSD Actions	Site Actions and Timeline	Metrics	Applicable Subgroups	Proposed Expenditures		
				Description	Funding Source	Amount
Secondary Counselors will implement and monitor college/career plans for all students, especially those in the identified subgroups.	<ul style="list-style-type: none"> <li>• Develop a list of additional electives aligned with high school college and/or career pathways</li> </ul>	A-G Course Enrollment (Math and Foreign Language)  Percent of students enrolling in Career Pathways	All	Secondary Counselors (Total cost for to District)	LCAP District Supplemental	\$1,741,415
Implement RTI academic interventions (including Reading Pals, Response to Intervention, math lab, Read 180, Power Reading) using site allocations to provide TK-12 students with the academic support to achieve at grade level as funding allows.			All			
	<ul style="list-style-type: none"> <li>• Increase the support for all students with D and F grades through:               <ul style="list-style-type: none"> <li>o Gator Aide</li> <li>o Afterschool Homework Club</li> <li>o Saturday School academic support</li> <li>o Supplies</li> </ul> </li> </ul>	Number of Students with Ds or Fs		See above	LCAP Site Supplemental	
	<ul style="list-style-type: none"> <li>o Saturday School</li> </ul>	Student Attendance via sign in sheets		Certificated Staff		2,000
				Supplies		2,500
	<ul style="list-style-type: none"> <li>o (.2) ELD classes</li> <li>o (.2) IRI 6th grade start date Nov. 7th</li> <li>o (.1) Independent Study</li> </ul>	Student Attendance via sign in sheets		Certificated Staff	LCAP District/Site Supplemental	13,585 12,000 5,000
	<ul style="list-style-type: none"> <li>o Peer Tutoring</li> <li>o WEB for 6th graders</li> <li>o I-Ready Intervention</li> <li>o Packet Pick-up Staff</li> </ul>			Certificated staff	LCAP Site Supplemental	5,630.12  199.70

Provide the following services to improve instruction: <ul style="list-style-type: none"> <li>● Targeted Case Managers (TCMs)</li> <li>● Elementary Instructional Specialists (2.6 FTE)</li> <li>● Guidance Aides</li> <li>● Bilingual Aides</li> <li>● TK Instructional Aides</li> </ul>	<ul style="list-style-type: none"> <li>● Increase ELD aide support from two hours a day to four hours a day</li> <li>● 20% of ELD students will meet the reclassification criteria. <b>(14 students in ELD Class at least reclassify 4 students.)</b></li> </ul>	Percent Making Progress towards English Proficiency (CELDT)  EL Reclassification Rate	All	Bilingual Aides (Total District Cost)	LCAP-District Supplemental	\$313,695
Research options for providing an all-day or extended day Kindergarten at all elementary sites.	Not Applicable					
Provide after school homework support at Elementary and Secondary as per site's needs.	Provide afterschool homework club support	Student Attendance via sign in sheets	All	Certificated Staff	See above	

## EVALUATION OF GOAL

### Goal 3: Support High Levels of Student Achievement in a Broad Range of Courses

#### Site Goals:

- Marsh will reduce the number of students with at least one F grade by 10% from the first Progress Report to the end of the semester.
- Marsh will increase the number of students who reach a “3” or “4” on the SBAC in ELA and Math by 3% over the previous year’s scores.
- Marsh will increase the number of English Learners who score at least a 3 on the SBAC ELA by 1% over the previous year’s scores.
- At least 60% of MARsh’s English Learners will increase their I -Ready scores in Reading by 1.5 grade levels by June 1, 2018.

#### Degree of Goal Attainment

NEEDS IMPROVEMENT Made limited progress toward goal attainment	MEETS EXPECTATIONS Goal attained	EXCEEDS EXPECTATIONS Goal exceeded
Self _____ Supervisor _____	Self _____ Supervisor _____	Self _____ Supervisor _____

#### Actions Implemented to Attain Goal:

#### Evidence Validating Goal Attainment:

#### Future Goals/Next Steps Leading to Goal Attainment:

# Smarter Balanced Performance Summary - Multi-Year Comparison [All Students Tested]

Test: All ELA Tests  
 Test Year Range: 2015/16 - 2016/17  
 Site: Marsh Junior High School

Sites: Marsh Junior High School

## Overall & Claim Performance for Marsh Junior High School



Average Distance from Level 3 is calculated for grades 3-8 only. Distance from Level 3 (DF3) measures how far each student is from the Level 3 (Standard Met) Smarter Balanced performance level.

Generated on 09/27/2017 by Illuminate Education  
 help.illuminateed.com

Calculations do not include students tested out of district. This report displays results for all students selected tested in 2015/16 - 2016/17. This is a NON-COHORT report, and allows for comparison of different groups of students across each

Page 1 of 2

# Smarter Balanced Performance Summary - Multi-Year Comparison [All Students Tested]

Test: All Math Tests  
Test Year Range: 2015/16 - 2016/17  
Site: Marsh Junior High School

Sites: Marsh Junior High School

## Overall & Claim Performance for Marsh Junior High School



Average Distance from Level 3 is calculated for grades 3-8 only. Distance from Level 3 (DF3) measures how far each student is from the Level 3 (Standard Met) Smarter Balanced performance level.

Generated on 09/27/2017 by Illuminate Education  
help.illuminateed.com

Calculations do not include students tested out of district. This report displays results for all students selected tested in 2015/16 - 2016/17. This is a NON-COHORT report, and allows for comparison of different groups of students across each

Page 1 of 2

#### Goal 4: Provide Opportunities for Meaningful Parent Involvement and Input

- 4.1: For students at all schools, provide training and support to increase the number of parents and teachers using district electronic student information system to monitor and report on student performance information.
- 4.2: At all levels, increase parent input and involvement in school activities.
- 4.3: Increase consistency of timely response from school staff to parent inquiries regarding their student

#### Marsh Site Goal:

- Marsh will have 90% or more of the parents signed up with Aeries portal accounts.
- Marsh will increase to 90% or more of the students signed up with Aeries portal accounts.
- Marsh will increase to 50% or more of parents registered on Remind text messaging.
- Marsh teacher will update Aeries gradebook in a timely manner

CUSD Actions	Site Actions and Timeline	Metrics	Applicable Subgroups	Proposed Expenditures		
				Description	Funding Source	Amount
Provide teacher and staff training/information in: <ul style="list-style-type: none"> <li>• using Parent Portal in Illuminate for 4<sup>th</sup>-6th grade teachers</li> <li>• expectations for timely response (3 day maximum) to parent inquiries</li> </ul>	<ul style="list-style-type: none"> <li>• Not applicable to Junior High</li> <li>• Remind staff of timely responses to parent inquiries in staff notes and at staff meetings</li> </ul>	Parent Feedback Regarding Timely Responses  Spring Parent Survey Responses	All	No Funding Needed  Education for the Future Survey	LCFF Base (Total District Cost)	10,000
Provide parent training in English and other languages addressing parent access to: <ul style="list-style-type: none"> <li>• Parent Portal feature in Aeries and Illuminate</li> <li>• Academic programs to support student learning, such as: Google Apps for Education, software to support California Content State Standards learning at home, Rosetta Stone, etc.</li> </ul>	<ul style="list-style-type: none"> <li>• Parent Portal information sent home in packet pickup and at BTSN</li> <li>• Post directions for signing up for Remind on site website.</li> <li>• Share directions to parents and staff via PTSO and staff meetings for signing up on Remind.</li> </ul>	Percent of parents accessing Remind and Aeries	All	No Funding Needed		
Provide TCM and/or other staff support for: <ul style="list-style-type: none"> <li>• increasing parent participation</li> <li>• District English Learner Advisory Committee (DELAC)</li> </ul>	<ul style="list-style-type: none"> <li>• Continue to employ TCM at site</li> </ul>	Sign in Sheets at site ELAC meetings	All	See Goal 3		
Establish baseline for parent involvement in:	<ul style="list-style-type: none"> <li>• Offer a minimum of 4 family activities</li> </ul>	Percent of parent attending BTSN,	All	No Funding Needed		

<ul style="list-style-type: none"> <li>● Parent Information/BTSN</li> <li>● SSC</li> <li>● Site ELAC/DELAC</li> </ul>		SSC, and ELAC meetings				
---	--	------------------------	--	--	--	--



## EVALUATION OF GOAL

### Goal 4: Provide Opportunities for Meaningful Parent Involvement and Input

#### Site Goals:

- Marsh will have 90% or more of the parents signed up with Aeries portal accounts.
- Marsh will increase to 90% or more of the students signed up with Aeries portal accounts.
- Marsh will increase to 50% or more of parents registered on Remind text messaging.
- Marsh teacher will update Aeries gradebook in a timely manner

#### Degree of Goal Attainment

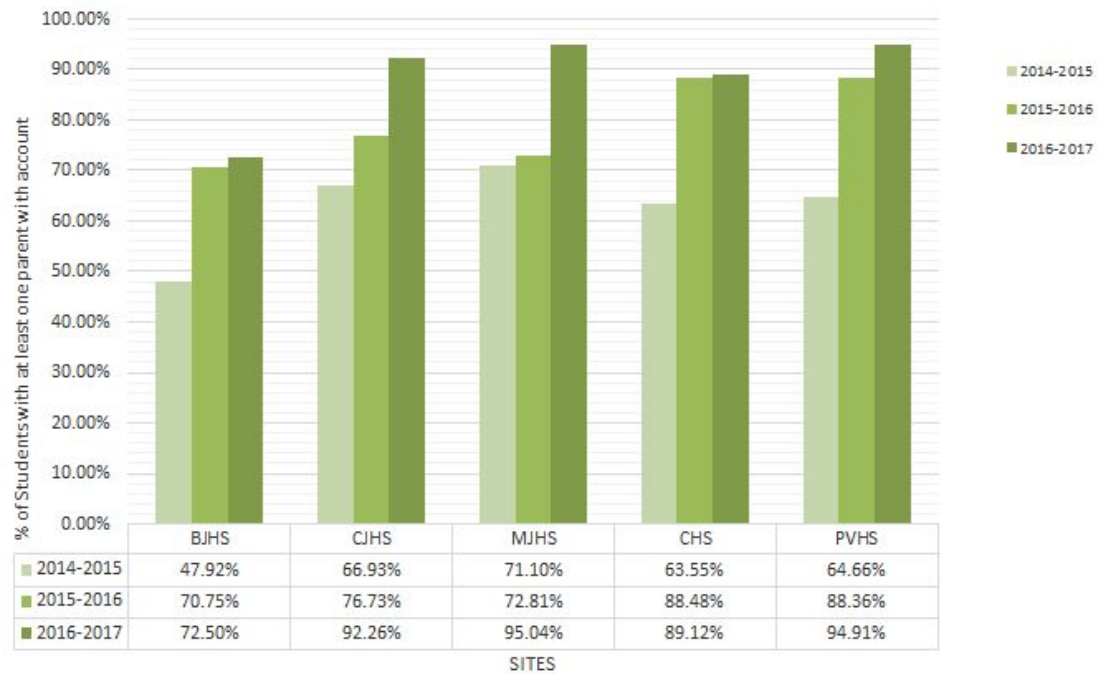
NEEDS IMPROVEMENT Made limited progress toward goal attainment	MEETS EXPECTATIONS Goal attained	EXCEEDS EXPECTATIONS Goal exceeded
Self _____ Supervisor _____	Self _____ Supervisor _____	Self _____ Supervisor _____

#### Actions Implemented to Attain Goal:

#### Evidence Validating Goal Attainment:

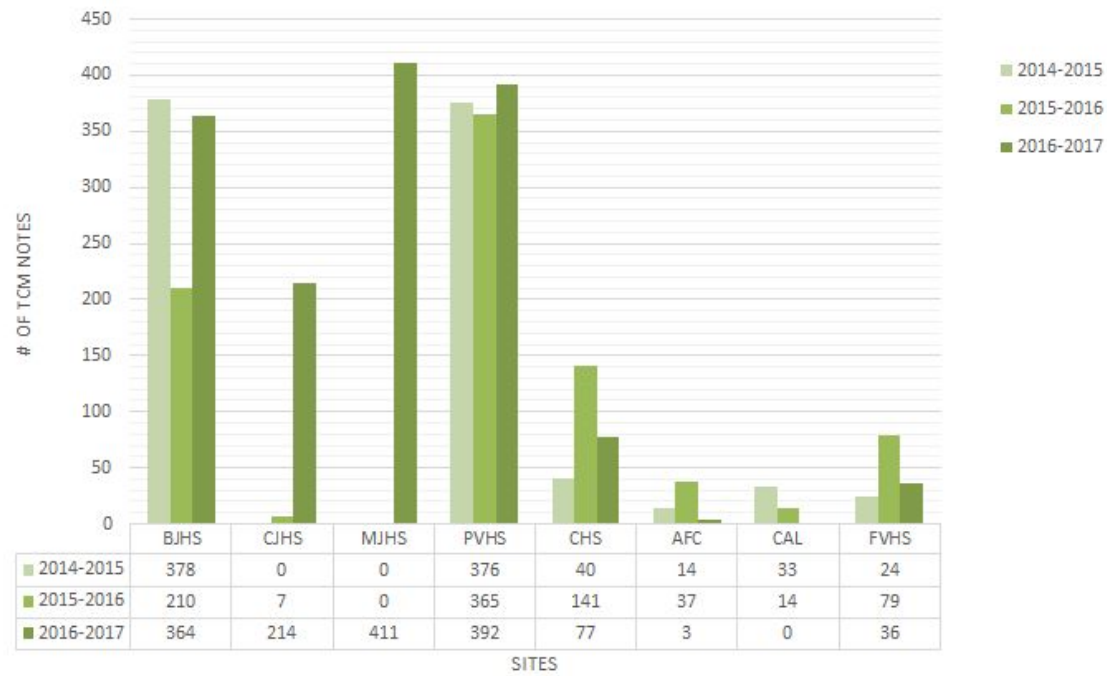
#### Future Goals/Next Steps Leading to Goal Attainment:

## Aeries Parent Portal Accounts CUSD 2015-2017



Data Source: Aeries Report Students Without Portal Accounts, End of year enrollment from Aeries Home page

## Targeted Case Manager Parent Contacts CUSD 2015-2017



Data Source: Aeries query 'LCAP TCM NOTES'

## Goal 5: Improve School Climate

- 5.1: Increase Attendance and Graduation Rates for All Students Among All Subgroups, and Decrease Chronic Absenteeism, Dropout Rates, Suspension, and Expulsion.

### Marsh Site Goal:

- Marsh will reduce the number of chronically truant students by 2% annually.
- Marsh will increase the end of year attendance 2% from 96.95% to 97.15%

CUSD Actions	Site Actions and Timeline	Metrics	Applicable Subgroups	Proposed Expenditures		
				Description	Funding Source	Amount
Provide professional development for all staff in: <ul style="list-style-type: none"> <li>becoming a trauma-informed district</li> <li>behavior strategies such as Positive Behavior and Intervention Supports and the Nurtured Heart Approach</li> </ul>	<ul style="list-style-type: none"> <li>All staff will be provided information that clearly outlines student behavioral expectations and procedures for addressing student behavior concerns.</li> <li>All staff will have professional development on Teacher Peer observations</li> <li>Every other staff meeting will be a Student support staff meeting to discuss our At- Risk and LCAP students' progress.</li> <li>WEB Program for incoming 6th graders</li> <li>Anti-Bullying Presentation</li> <li>WEB Training</li> <li>(.1) PBIS Coordinator</li> </ul>	Staff Meeting Agendas and Notes	All			
		To be done prior to start of school year.				
		Done on Nov. 6th Sign in Sheets		Certificated Staff	LCAP Site Supplemental	\$ 1,468.15
		Start 1/8/18		Certificated Staff	LCAP Site Supplemental	\$ 5,750.00
Provide parent, education/training classes to improve student attendance.	<ul style="list-style-type: none"> <li>Marsh staff will consistently monitor daily school attendance and educate parents and students about the importance of regular attendance.</li> <li>Promote positive attendance through weekly, monthly, semester and annual attendance awards that include: end of the year drawing for students with perfect attendance (students get their name in a drawing for every month they have perfect attendance.)</li> <li>Include informational research about the importance of daily school attendance in the school video newsletter.</li> <li>Utilize Saturday school for ADA recoup days.</li> </ul>	Daily Mid-day and End of Day Attendance Notes	All			
		List of Weekly and Monthly Awards		Certificated Staff	LCFF Base	
		School Video Newsletter				

	<ul style="list-style-type: none"> <li>Adhere to CUSD attendance/SARB policies and procedures</li> <li>Survey students and staff groups to gather additional information</li> </ul>	Attendance at Saturday School Site Attendance Rate  Spring Parent Survey		Education for the Future	LCAP - District Supplemental	\$12,000
Continue support for Alternative Education Programs: <ul style="list-style-type: none"> <li>Opportunity Programs (CAL and Chapman)</li> <li>Out of School suspension alternatives (e.g. Reset/ISS)</li> <li>Alternative Ed. Supplemental staffing</li> </ul>	<ul style="list-style-type: none"> <li>Use AFC for In-School suspensions</li> </ul>	ISS Rate	All	AFC Staff (Total District Cost)	LCAP District Supplemental	\$142,845
Provide health, social-emotional counseling support services: <ul style="list-style-type: none"> <li>EMHI/PIP</li> <li>Guidance Aides</li> <li>Nurses</li> <li>Health Aides</li> <li>Medically Necessary/Off Campus Instruction.</li> </ul>	<ul style="list-style-type: none"> <li>Employ EMHI, PIP, Guidance Aides- See Goal 3</li> <li>Employ Nurses</li> <li>Employ Health Assistants</li> <li>Provide MNI Services as needed</li> </ul>	Site Attendance Rate	All	Nurses (Total District Cost)  Health Assistants (Total District Cost)  MNI (Total District Cost)	LCAP District Supplemental  LCAP District Supplemental  LCAP District Supplemental	\$107,044  \$496,363  \$336,250
Provide TCM and /or other staff support for; <ul style="list-style-type: none"> <li>Increasing parent participation</li> <li>District English Learner Advisory Committee (DELAC)</li> </ul>	<ul style="list-style-type: none"> <li>Continue to employ TCM at site</li> </ul>	Sign-in sheet at ELAC/DELAC  TCM Aeries entries		Targeted Case Managers (Total District Cost)	LCAP-District Supplemental	\$357,353
Increase campus supervision as per site needs.	Employ Campus Supervisors  Parking and safety signs AED Pads Author Visit Ben Mikaelson: Antibullying Campus Supervisor Shirts	Number of Office Referrals	All	Campus Supervision (Total District Cost)	LCAP District Supplemental  Site Safety Funds	\$616,831  \$1,324.54 \$81.51 \$1065 \$60.06

	Blinds in Admin Building Lunchtime Activity: Tetherball Add Campus supervision for special events Additional Cameras Lunchtime Equipment/Activity					\$169.12 \$35.36 \$500.00 \$2000.00 \$2,272.41
Support student engagement in Art, Music, and PE activities at the elementary schools.	Not applicable					
Research availability of federal and state funds/grants for school resource officers.			All			
Support student engagement at the high schools by encouraging participation in sports teams.	<ul style="list-style-type: none"> <li>Provide numerous sports opportunities</li> </ul>	Student Participation Rate	All	Coaching Stipends (Total District Cost)	LCAP District Supplemental	\$367,825

## EVALUATION OF GOAL

### Goal 5: Improve School Climate

#### Site Goals:

- Marsh will reduce the number of chronically truant students by 2% annually.
- Marsh will increase the end of year attendance % from 96.95% to 97.15%

#### Degree of Goal Attainment

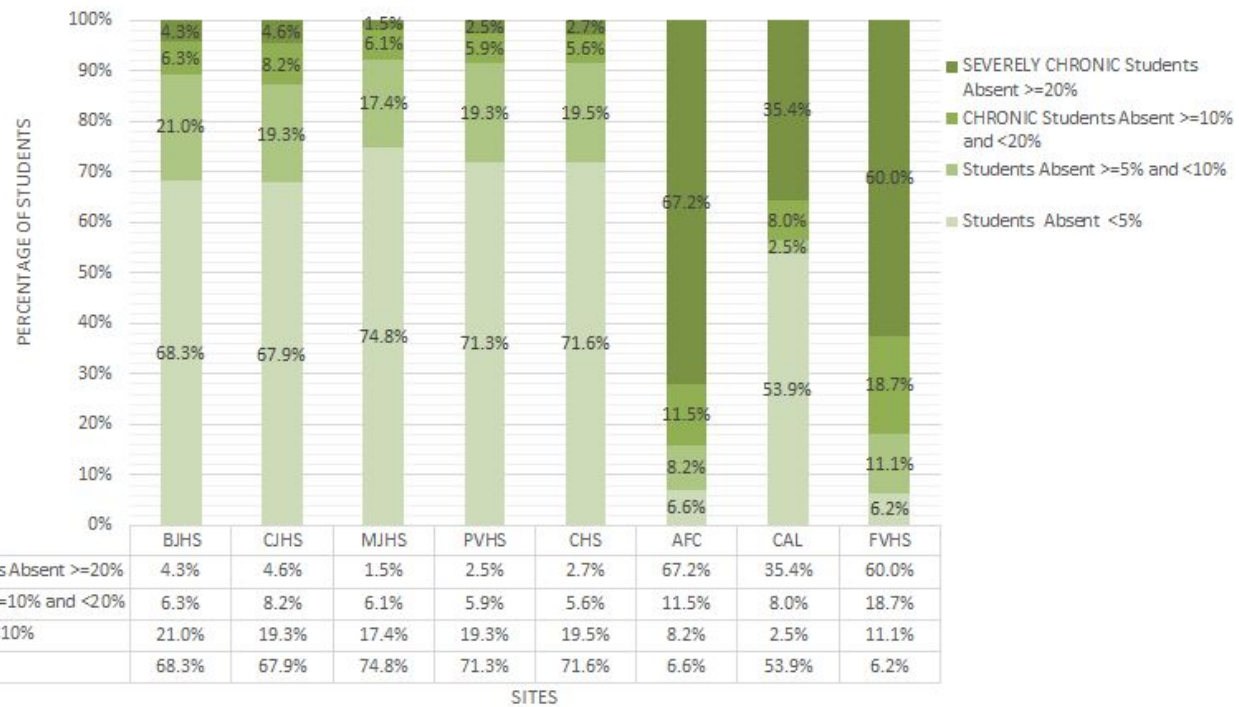
NEEDS IMPROVEMENT Made limited progress toward goal attainment	MEETS EXPECTATIONS Goal attained	EXCEEDS EXPECTATIONS Goal exceeded
Self_____ Supervisor_____	Self_____ Supervisor_____	Self_____ Supervisor_____

#### Actions Implemented to Attain Goal:

#### Evidence Validating Goal Attainment:

#### Future Goals/Next Steps Leading to Goal Attainment:

## Chronic Absenteeism CUSD 2016-2017

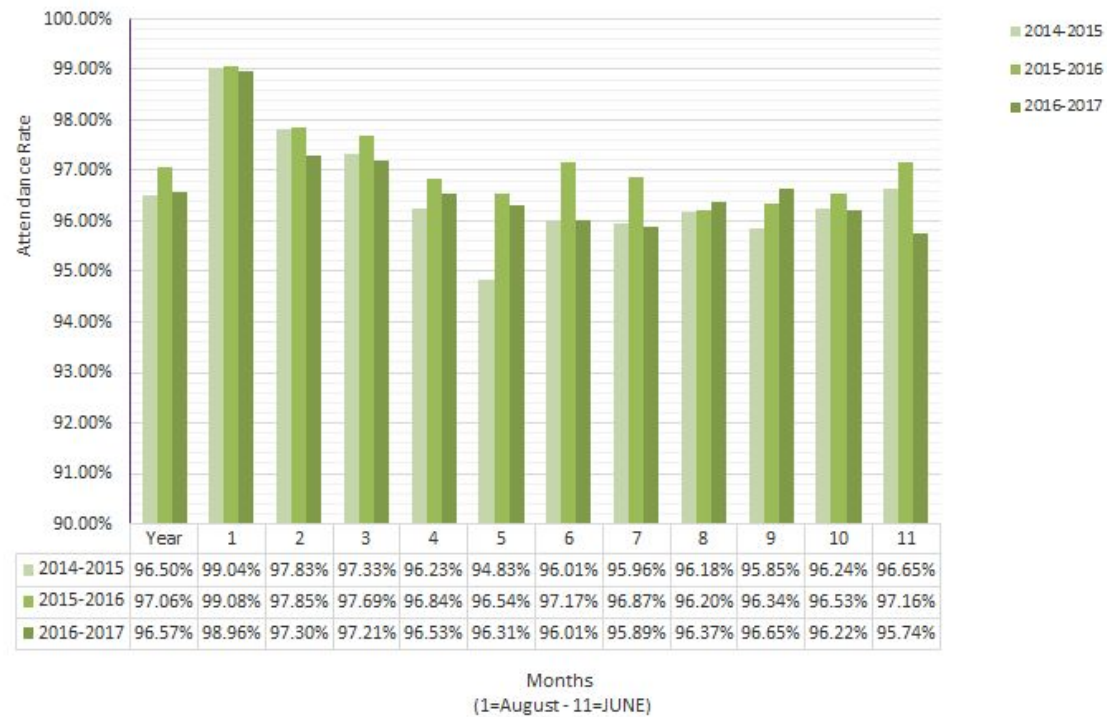


Data Source: CALPADS Snapshot Reports EOY 3 14.1 Student Absenteeism - Count  
Create Date: 8/24/2017, Print Date: 8/24/2017

Data reflects cumulative enrollment for 2016-2017. No report available for 2015-2016



## Monthly Attendance



Data Source: Aeries Daily Apportionment Reports generated by site for the years displayed above.

Butte College Connection attendance is included.



LCAP Budget Developed with School/Community Input		
Funding Source	Funding Allocation	Cost
17 - 18 School Year: \$72,054	i-Ready Licences	\$12,191
	Teacher/aide cost for Tutorial Learning Center and Saturday School	\$500.00
	Afterschool Study Hall/Saturday School	\$4500.00
	LCAP team meetings	\$500
	WEB for 6th graders	\$5630.12
	(.2) ELD Teacher	13,585.00
	Packet Pick-up	199.70
	(.2) IRI Class 6th Grade	12,000.00
	(.2) Intervention (I Ready Tutorial)	10,000.00
	(.1) Independent Study Teacher	5,000
	Supplies/Technology	730.03
	(.1) PBIS Coordinator	5750.00
	WEB Training	1,468.15
Total= \$ 72,054		Total= \$ 72,054